

FamilySearch Memories

Lise Embley

Director – Williamsburg Family History Center

About FamilySearch Memories

- You must have a FamilySearch account and be logged in to see the Family Tree, including Memories (Photos, Documents and Stories). Accounts are free. Having an account allows FamilySearch to regulate content, and makes it possible for people with common ancestors to find each other *as long you have made some part of your contact information public in your Account settings*. Default settings keep all contact information private unless marked “public”.
- Information about deceased individuals can be viewed by anyone with a FamilySearch account, regardless of relationship (if any) to deceased.
- Anyone with a FamilySearch account can create albums that include Photos, Documents, Stories. Albums can include Photos, Documents and Stories contributed by others.
- The “Search” landing page *does not* include the Family Tree in search criteria or results. (Don’t confuse Family Tree with “Genealogies”, which includes Ancestral File, Pedigree Resource File, and other “static” user submissions).
- Photos and records in FamilySearch.org show up in Google searches.

<p>Contact</p> <p>Full Name <input type="text" value="Lise"/> <input type="text" value="Embley"/> <input type="checkbox"/> Public</p> <p>Contact Name <input type="text" value="LiseEmbley"/> ✓</p> <p>Email <input type="text" value="WilliamsburgFHC@gmail.com"/> <input checked="" type="checkbox"/> Public</p> <p>Phone Number <input type="text" value="757-903-5706"/> <input type="checkbox"/> Public</p> <p>Mailing Address <input type="text" value="2017 Newman Road Williamsburg, Virginia"/> <input type="checkbox"/> Public</p> <p>Country <input type="text" value="USA"/> <input type="checkbox"/> Public</p> <p>Helper Number <input type="text" value="06613"/> ✓</p>	<p>Make it Possible to Contact You</p> <ol style="list-style-type: none">1. Log in and then click on your name and select [Settings].2. Scroll to Contact settings and make sure your email address is correct. Click on the box to mark this information Public. <p>Your Contact Name is associated with anything you add or change in the Family Tree.</p> <p>Without “public” contact information, there is no way for anyone to contact you through FamilySearch. (This is NOT good!)</p>
<p>FamilySearch</p> <p>Family Tree Memories Search</p> <p>PHOTOS STORIES DOCUMENTS PEOPLE ALBUMS FIND</p> <p>Drag and drop or click to add family photos here.</p> <p>We support .jpg and .png up to 5MB.</p> <p>Remember</p> <p>FamilySearch is a family-oriented site and is intended to be appropriate for all ages.</p> <p>Every photo is viewed and screened before it is published.</p> <p>All added photos are public.</p> <p>Review the upload guidelines and submission agreement.</p>	<p>[Photos]</p> <p>Files can be JPG or PNG.</p> <p>File size can't exceed 5MB.</p> <p>You can delete anything you add.</p> <p>Don't add photos of the living (yet).</p> <p>Anything you upload to FamilySearch is protected from loss forever.</p>

PHOTOS STORIES DOCUMENTS PEOPLE ALBUMS FIND

HELP OTHERS

Click to edit the title.

Report Abuse

1

PEOPLE

1

ALBUMS

2

STORIES

1

DETAILS

1

EVENT

Description

Add Description Cancel

PEOPLE IN THIS PHOTO

Edwin Ruthven Bird

Like 0

Pin it

Tweet

8-1

Contributed By LiseEmbley

Delete This Photo

Click to edit

Contributed By LiseEmbley · 2014-03-11 20:20:37 GMT+0000 (UTC) · 0 Comments

1/1 < > 🔍 📷

Report Abuse

6

PEOPLE

6

ALBUMS

1

DETAILS

1

EVENT

WHO IS IN THIS DOCUMENT?

Melvin Robert Ralph

PEOPLE IN THIS DOCUMENT:

Melvin Robert Ralph

Otis Wunderlich

Kathryn Ralph Martin

Florence Ralph Bird

FamilySearch

Family Tree Memories Search

Volunteer Get Help Lise Embley

PHOTOS STORIES DOCUMENTS PEOPLE ALBUMS FIND

HELP OTHERS

John Albert Ralph's baby dressing gown

Contributed By LiseEmbley · 2013-07-21 15:20:51 GMT+0000 (UTC) · 0 Comments

Edit Story

My great grandfather John Albert Ralph was born in 1875 in Illinois. His mother, Ella Sedgwick Ralph (Mrs. William John Ralph), probably made this gown, but that part is not known for certain. What is known is that she kept the gown throughout her life, and when she passed away in 1937, her daughter Esther Ralph Sawyer (John Albert's sister) ended up with it. When Esther Ralph Sawyer passed away in 1962, her daughter Charlotte Sawyer Kozinski ended up with the gown.

Sometime in the 1960's, Esther began to correspond with her cousin, Florence Ralph Bird (my grandmother, and the daughter of John Albert Ralph). Charlotte was very interested in genealogy, and sent my grandmother a number of letters that include a wealth of Ralph and Sedgwick family information- births, deaths, marriages, and compiled records she had copied from books at the Milwaukee Public Library near her home.

In 1981, Charlotte sent the baby gown to my grandmother with a note attached by straight pin. The note said this:

WHO IS IN THIS STORY?

PEOPLE IN THIS STORY:

Charlotte Sawyer Ko...

Florence Ralph Bird

William John Ralph

Esther Ralph Sawyer

Ella Sedgwick Ralph

John Albert Ralph

Identify Faces (Tagging)

1. Click on a face; resize and position the circle around the face.
2. Type the person's name in the box.

Tags can be “familiar” names instead of full, legal names. Use both maiden and married names for women.

The first time you use a name, you will have to [Add New Person]. After that, just type the first few letters and select the name from the list.

Connect Tags to People

Tags not yet connected to someone in the Tree are designed by an exclamation point in a red circle.

1. Click on the name, then click [Link to Family Tree].
2. Click on [Search] and enter basic information about the person, or enter the person's 7-digit ID .

[Stories]

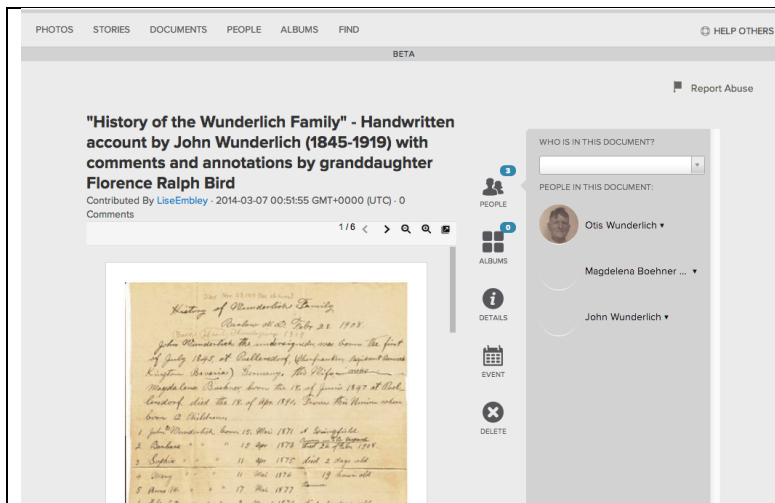
Free form text that can be connected to Photos or Documents.

Tag details as with Photos or Documents.

FamilySearch Memories

March 2014

Page 2 of 4



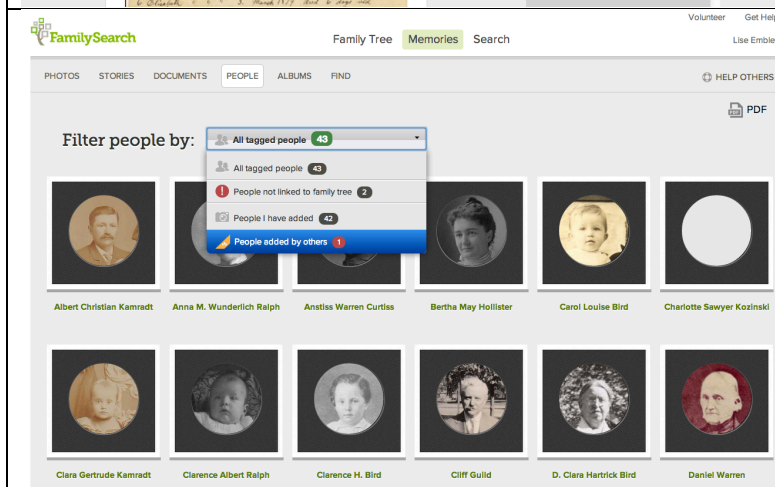
[Documents]

Files can be JPG, PNG, or PDF (including multi-page PDFs).

File size cannot exceed 15MB.

Add a Title, Description, Date, and Place.

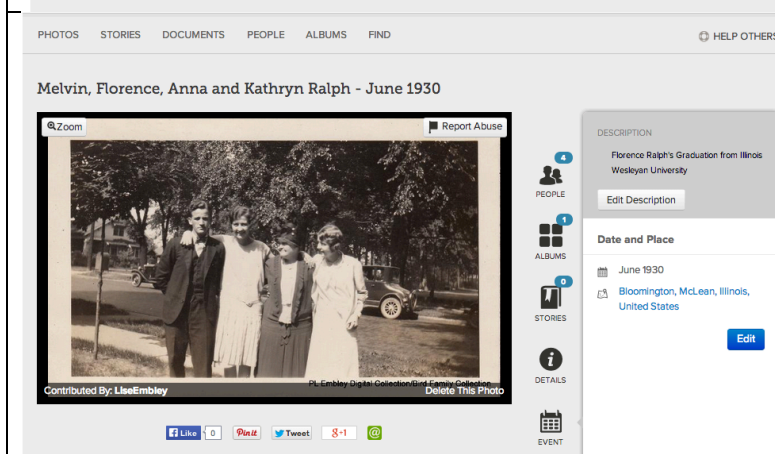
Tag with names of everyone mentioned in the document.



[People]

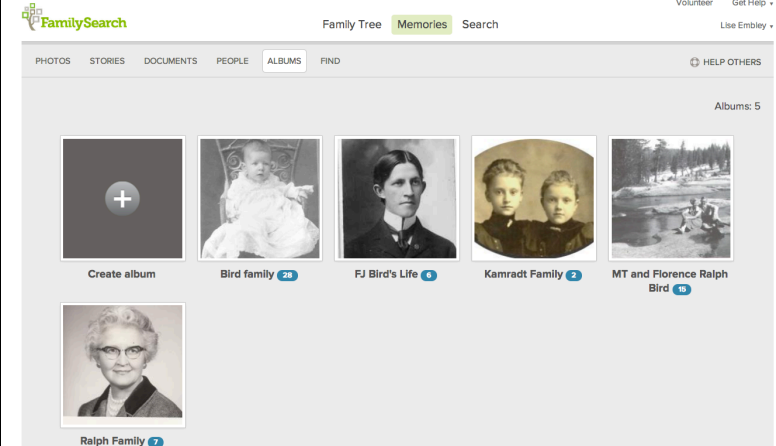
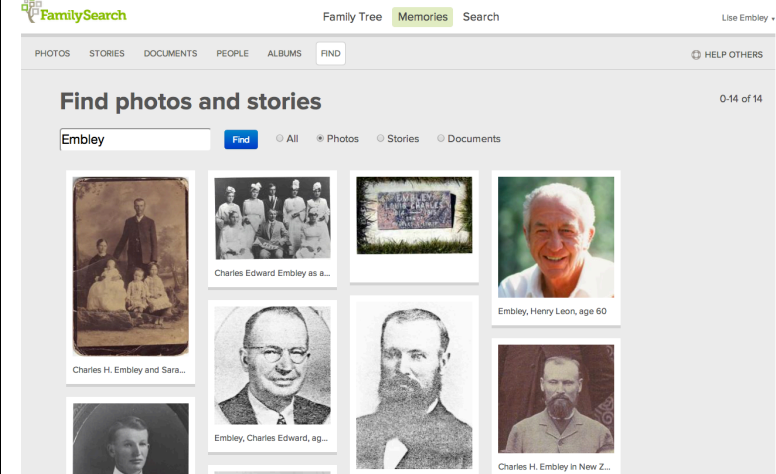
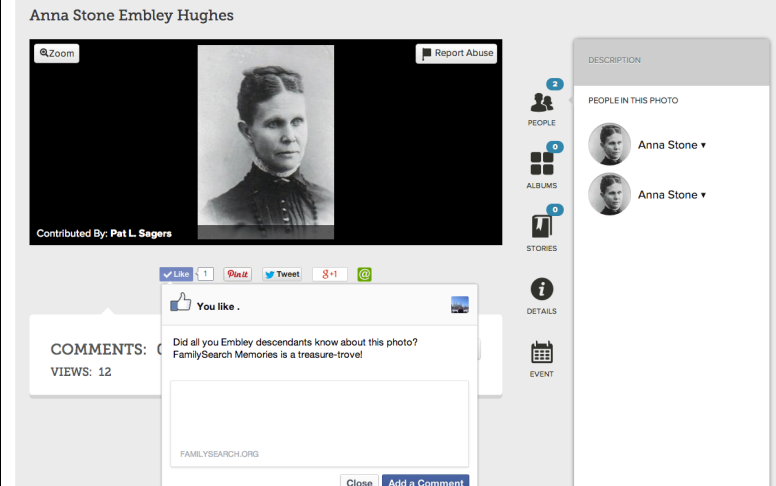
See a photo listing of every person in “Memories” connected to you or your login (including people added by others).

Select an individual to “View My Relationship” or see “Related People” (parents, spouse, children). Link to view relationship does not appear if you are not a direct descendent or the descendent of one of the individual’s siblings.



Add Title, Description, Date, Place

- Click into the blank Description field and begin typing, then click [Add Description] to save it. Click on [Edit Description] to make changes.
- Click into Title field and type a title for the photo.
- Click on Event, then [Edit] to *add* or *change* the Date and Place. As you type into the Place field, the system prompts with matching locations. Select from the standardized list.

	<p>[Albums]</p> <p>Create albums for individuals, families, events, groups.</p> <p>Individual Photos or Documents can be in any number of albums.</p> <p>Your albums can include Photos and Documents loaded by others.</p>
	<p>Find</p> <p>Use “Find” to discover Memories (Photos, Documents, Stories) contributed by others.</p> <p>Search “all” or limit your search to only Photos, Documents, or Stories.</p> <p>Try a surname-only search (if the surname is unique) or add other key words (like state or county or “headstone” or “obituary”).</p>
	<p>Share</p> <p>“Socialize” your FamilySearch Memories.</p> <ul style="list-style-type: none"> • Facebook • Pinterest • Twitter • Google+ • email <p>Click on the “Contributed By” link to contact the contributor to say “Thanks” or “I think we may be related...”</p>

[Williamsburg Family History Center](#)

2017 Newman Road, Williamsburg
757/220-0266 during center hours
757/903-5706 when the center is closed

Hours:

Tuesday, Thursday, Saturday mornings – 9:30-12:30
Tuesday and Wednesday evenings – 6:30 – 9:00